



S3N

MINIATURE PHOTOELECTRIC SENSOR SERIES



- All models with visible and bright red emission
- LED and Laser emission models
- Multiple Background suppression functions
- Shiny and clear object detection
- Diffused point spot up to 250 mm
- Single, Double trimmer & Push Button models
- Diffuse proximity up to 100 cm
- Background suppression up to 800 mm (LED trimmer version)
- Polarized RRX 7 m (Red LED emission)

- RRX for transparent 2 m (Red LED emission)
- RGB contrast sensor > 30 kHz and jitter<8 us (preliminary)
- Polarized RRX 12 m (Red Laser emission)
- Through-beam 20 m and Laser 30 m
- Background suppression up to 500 mm (Laser trimmer version)
- Connection with 2 m Cable or M8 connector
- Rugged IP67 Plastic miniature case
- M3 threaded holes on the front side with metal inserts
- State of the art IO-Link connectivity with extended Smart Tasks






CODE DESCRIPTION



S3N - **P** **R** - **5** - **B** **0** **1** - **P** **L**

series	S3N	Miniature photoelectric sensor
housing	P	Plastic housing
emission	R	Radial LED emission
	H	Radial LASER emission
connection	5	M8 connector
	2	2 m cable
function	B	Retro Reflex Polarized
	C	Diffused
	FG	Through Beam
	M	Background suppression
	T	Transparent
	W	Mark reader (not available yet)
optic	0	Axial standard distance
	1	Axial long distance
	5	Coaxial standard distance
adjustment	0	No adjustment
	1	Trimmer adjustment
	3	Teach-In push button
output	P	PNP output
	N	NPN output
	0	IO-Link configurable static output
output configuration		L/D configurable by trimmer
	L	Light mode
	D	Dark mode
	Z	IO-Link + configurable static output

TECHNICAL FEATURES



	S3N-PR-*-B01-**	S3N-PR-*-C0*-**	S3N-PR-*-C1*-**
			
Optical Function	LED Polarized retroreflective	LED Diffuse narrow beam	LED Diffuse beam Long Range
Operating Distance	0.05...7 m on R5	2...250 mm (White 90%)	0...1000 mm (White 90%)
Emission	red LED (635 nm) EC62471 EXEMPT RISK GROUP (RG0)		
Switching Frequency	1 kHz		
Response Time	500 µs		
Supply Voltage	10-30 VDC		
Ripple	≤ 10% peak to peak max.		
No load Current	35 mA max.		
Voltage Leakage	≤ 2 V		
Current Leakage	≤ 300 µA static output; ≤ 400 µA for -03 (IO-Link) models with Push pull enabled		
Load Current	100 mA Max, short circuit protected		
Output Type	PNP or NPN Discrete output all models - IO-Link + static configurable output (S3N...OZ models)		
Indicators	yellow OUTPUT LED - green STABILITY LED (blue LED: IO-Link activity (S3N...OZ models)		
Short Circuit Protection	●		
Reverse Polarity Protection	●		
Overvoltage Protection	●		
Insulation Resistance	>20 MΩ 500 Vdc, between electronics and housing		
Ground resistivity	500 Vac 1 min., between electronics and housing		
Shock and Vibration	0.5 mm amplitude - 10 ... 55 Hz frequency for every axis (EN60068-2-6)		
Dimensions	11 x 32 x 20 mm		
Housing Material	Body: technopolymer Fiber Glass reinforced; indicators: TPE		
Actuatuators Material	POM, PMMA		
Connection	Nickel plated brass M8-4P (S3N-P*-5-***-**); PVC 2 mt. cable (S3N-P*-2-***-P*/N*/P/N)		
Optical Window Material	PMMA		
Mechanical Protection	IP67		
Electromagnetic Compatibility	according to EN 60947-5-2:2020 requirements		
Certifications	CE, UKCA, cULus (IO-Link: S3N...OZ models)		
Ambient Light Immunity	according to EN 60947-5-2 : 2020		
Operating Temperature	-25 ... +55 °C		
Storage Temperature	-40°C...+70°C		

TECHNICAL FEATURES

	S3N-PR-*-FG01-**	S3N-PR-5-FG03-OZ	S3N-PR-*-M01-**	S3N-PR-*-M03-OZ
Optical Function				
Operating Distance	LED Through beam emitter and receiver 0...20 m		LED Background suppression 25...300mm (W/B <25%) 25...200mm (Black 6%) 10...800mm (White 90%) 25...180 mm (Black 6%) 25...180 mm (White 90%)	
Emission	red LED (635 nm) EC62471 EXEMPT RISK GROUP (RG0)			
Switching Frequency	500 Hz			
Response Time	1 ms			
Supply Voltage	10-30 VDC			
Ripple	≤ 10% peak to peak max.			
No load Current	35 mA max.			
Voltage Leakage	≤ 2 V			
Current Leakage	≤ 300 µA static output; ≤ 400 µA for -03 (IO-Link) models with Push pull enabled			
Load Current	100 mA Max, short circuit protected			
Output Type	PNP or NPN Discrete output all models - IO-Link + static configurable output (S3N...OZ models)			
Indicators	yellow OUTPUT LED - green STABILITY LED		yellow OUTPUT LED - green Power ON LED/STABILITY(M01) blue LED: IO-Link activity (S3N...OZ models)	
Short Circuit Protection	•			
Reverse Polarity Protection	•			
Overvoltage Protection	•			
Insulation Resistance	>20 MΩ 500 Vdc, between electronics and housing			
Ground resistivity	500 Vac 1 min., between electronics and housing			
Shock and Vibration	0.5 mm amplitude - 10 ... 55 Hz frequency for every axis (EN60068-2-6)			
Dimensions	11 x 32 x 20 mm			
Housing Material	Body: technopolymer Fiber Glass reinforced; indicators: TPE			
Actuators Material	POM, PMMA			
Connection	Nickel plated brass M8-4P (S3N-P*-5-***-**); PVC 2 mt. cable (S3N-P*-2-***-P*/N*/P/N)			
Optical Window Material	PMMA			
Mechanical Protection	IP67			
Electromagnetic Compatibility	according to EN 60947-5-2:2020 requirements			
Certifications	CE, UKCA, cULus (IO-Link: S3N...OZ models)			
Ambient Light Immunity	according to EN 60947-5-2 : 2020			
Operating Temperature	-25 ... +55 °C			
Storage Temperature	-40°C...+70°C			


⁽¹⁾ on white object with 90% remission

TECHNICAL FEATURES



	S3N-PR-*-T51-**	S3N-PR-5-T53-OZ	S3N-PR-5-W03-OZ
Optical Function			
Operating Distance	LED Retroreflective for transparent		RGB Contrast Sensor (Preliminary)
Operating Distance	0...2000 mm on R7		12 ± 3 mm
Emission	Red LED 635 nm (S3N-PR-*-T51/T53-** models) ; Red 633 nm, Green 525 nm, Blue 460 nm LEDs (S3N-PR-5-W03-OZ EC62471 EXTEMPT RISK GROUP (RG0) all models		
Switching Frequency	1 KHz	500 Hz	30kHz/60kHz selectable
Response Time	0,5 ms	1 ms	16 µs/8 us selectable jitter: 8 µs/4 µs selectable
Supply Voltage	10-30 VDC		
Ripple	≤ 10% peak to peak max.		
No load Current	35 mA max	≤35mA (≤50mA below 15V supply)	≤35mA
Voltage Leakage	≤ 2 V @ Iload = 100 mA		<1 V @ Iload =100 mA
Current Leakage	≤ 300 µA static output	≤ 400 µA for T53 (IO-Link) models with Push pull enabled	≤ 30 µA static output
Load Current	100 mA Max, short circuit protected		
Output Type	PNP or NPN Discrete output all models - IO-Link + static configurable output (S3N...OZ models)		
Indicators	yellow OUTPUT LED - green Power ON LED (blue LED: IO-Link activity (S3N...OZ models)		
Short Circuit Protection	•		
Reverse Polarity Protection	•		
Overvoltage Protection	•		
Insulation Resistance	>20 MΩ 500 Vdc, between electronics and housing		
Ground resistivity	500 Vac 1 min., between electronics and housing		
Shock and Vibration	0.5 mm amplitude - 10 ... 55 Hz frequency for every axis (EN60068-2-6)		
Dimensions	11 x 32 x 20 mm		
Housing Material	Body: technopolymer Fiber Glass reinforced; indicators: TPE		
Actuatuators Material	POM, PMMA		
Connection	Nickel plated brass M8-4P (S3N-P*-5-***-**); PVC 2 mt. cable (S3N-P*-2-***-P*/N*/P/N)		
Optical Window Material	PMMA		
Mechanical Protection	IP67		
Electromagnetic Compatibility	according to EN 60947-5-2:2020 requirements		
Certifications	CE, UKCA, cULus (IO-Link: S3N...OZ models)		
Ambient Light Immunity	according to EN 60947-5-2 : 2020		
Operating Temperature	-25 ... +55 °C		
Storage Temperature	-40°C...+70°C		

⁽¹⁾ on white object with 90% remission

TECHNICAL FEATURES

	S3N-PH-*-B01-**	S3N-PH-5-B03-OZ
		
Optical Function	Laser Polarized retroreflective	
Operating Distance	0.1...12 m on R7	
Emission	Laser light 650 nm (red), Class 1 IEC60825-1 Ed. 3 2014	
Switching Frequency	2 kHz	
Response Time	250 µs	
Supply Voltage	10-30 VDC	
Ripple	≤ 10% peak to peak max.	
No load Current	35 mA max.	
Voltage Leakage	≤ 2 V	
Current Leakage	≤ 300 µA static output; ≤ 400 µA for -03 (IO-Link) models with Push pull enabled	
Load Current	100 mA Max, short circuit protected	
Output Type	PNP or NPN Discrete output all models - IO-Link + static configurable output (S3N...OZ models)	
Indicators	yellow OUTPUT LED - green Power ON LED (blue LED: IO-Link activity (S3N...OZ models)	
Short Circuit Protection	●	
Reverse Polarity Protection	●	
Overvoltage Protection	●	
Insulation Resistance	>20 MΩ 500 Vdc, between electronics and housing	
Ground resistivity	500 Vac 1 min., between electronics and housing	
Shock and Vibration	0.5 mm amplitude - 10 ... 55 Hz frequency for every axis (EN60068-2-6)	
Dimensions	11 x 32 x 20 mm	
Housing Material	Body: technopolymer Fiber Glass reinforced; indicators: TPE	
Actuators Material	Trimmers POM	Push button POM
Connection	Nickel plated brass M8-4P (S3N-P*-5-***-**); PVC 2 mt. cable (S3N-P*-2-***-P*/N*/P/N)	
Optical Window Material	PMMA	
Mechanical Protection	IP67	
Electromagnetic Compatibility	according to EN 60947-5-2:2020 requirements	
Certifications	CE, UKCA, cULus, CDRH 1 (IO-Link: S3N...OZ models)	
Ambient Light Immunity	according to EN 60947-5-2 : 2020	
Operating Temperature	-25 ... +55 °C	
Storage Temperature	-40°C...+70°C	

TECHNICAL FEATURES

	S3N-PH-*-M01-**	S3N-PH-5-M03-OZ	S3N-PH-*-FG01-**	S3N-PH-5-FG03-OZ
				
Optical Function	Laser Background suppression		Laser Through beam emitter and receiver	
Operating Distance	30...200 mm (W/B <25%) 30...130 mm (Black 6%) 10...500 mm (White 90%)	22...130 mm (Black 6%) 22...130 mm (White 90%)	0...30 m	
Emission	Laser light 650 nm (red), Class 1 IEC60825-1 Ed. 3 2014			
Switching Frequency	2 kHz	1.5 kHz	2 kHz	
Reponse Time	250 µs	333 µs	250 µs	
Supply Voltage	10-30 VDC			
Ripple	≤ 10% peak to peak max.			
No load Current	35 mA max.			
Voltage Leakage	≤ 2 V			
Current Leakage	≤ 300 µA static output; ≤ 400 µA for -03 (IO-Link) models with Push pull enabled			
Load Current	100 mA Max, short circuit protected			
Output Type	PNP or NPN Discrete output all models - IO-Link + static configurable output (S3N...OZ models)			
Indicators	yellow OUTPUT LED - green Power ON LED (blue LED: IO-Link activity (S3N...OZ models)			
Short Circuit Protection	•			
Reverse Polarity Protection	•			
Overvoltage Protection	•			
Insulation Resistance	>20 MΩ 500 Vdc, between electronics and housing			
Ground resistivity	500 Vac 1 min., between electronics and housing			
Shock and Vibration	0.5 mm amplitude - 10 ... 55 Hz frequency for every axis (EN60068-2-6)			
Dimensions	11 x 32 x 20 mm			
Housing Material	Body: technopolymer Fiber Glass reinforced; indicators: TPE			
Actuators Material	POM, PMMA			
Connection	Nickel plated brass M8-4P (S3N-P*-5-***-**); PVC 2 mt. cable (S3N-P*-2-***-P*/N*/P/N)			
Optical Window Material	PMMA			
Mechanical Protection	IP67			
Electromagnetic Compatibility	according to EN 60947-5-2:2020 requirements			
Certifications	CE, UKCA, cULus (IO-Link: S3N...OZ models)			
Ambient Light Immunity	according to EN 60947-5-2 : 2020			
Operating Temperature	-25 ... +55 °C			
Storage Temperature	-40°C...+70°C			

⁽¹⁾ on white object with 90% remission

AVAILABLE MODELS

Distance	Adjustment	2 m 3 wires cable Ø 3.5 mm		M8 4pin		
		PNP	NPN	PNP	NPN	IO-Link + Conf. out
Red LED retro reflective polarized 0.05...7 m on R5	1 Trimmer (Adj.) LIGHT	S3N-PR-2-B01-PL (95B010082)	S3N-PR-2-B01-NL (95B010242)	S3N-PR-5-B01-PL (95B010092)	S3N-PR-5-B01-NL (95B010252)	-
	1 Trimmer (Adj.) DARK	S3N-PR-2-B01-PD (95B010102)	S3N-PR-2-B01-ND (95B010262)	S3N-PR-5-B01-PD (95B010112)	S3N-PR-5-B01-ND (95B010272)	-
	2 Trimmers (Adj.+ L/D)	S3N-PR-2-B01-P (95B010592)	S3N-PR-2-B01-N (95B010582)	S3N-PR-5-B01-P (95B010612)	S3N-PR-5-B01-N (95B010602)	-
	Push button	-	-	-	-	S3N-PR-5-B03-OZ (95B010780)
Red LED diffused Narrow Beam 2...250 mm (1)	1 Trimmer (Adj.) LIGHT	S3N-PR-2-C01-PL (95B010042)	S3N-PR-2-C01-NL (95B010202)	S3N-PR-5-C01-PL (95B010052)	S3N-PR-5-C01-NL (95B010212)	-
	1 Trimmer (Adj.) DARK	S3N-PR-2-C01-PD (95B010062)	S3N-PR-2-C01-ND (95B010222)	S3N-PR-5-C01-PD (95B010072)	S3N-PR-5-C01-ND (95B010232)	-
	2 Trimmers (Adj.+ L/D)	S3N-PR-2-C01-P (95B010672)	S3N-PR-2-C01-N (95B010662)	S3N-PR-5-C01-P (95B010692)	S3N-PR-5-C01-N (95B010682)	-
	Push Button	-	-	-	-	S3N-PR-5-C03-OZ (95B010790)
Red LED diffused Long Distance 0...1000 mm (1)	1 Trimmer (Adj.) LIGHT	S3N-PR-2-C11-PL (95B010002)	S3N-PR-2-C11-NL (95B010162)	S3N-PR-5-C11-PL (95B010012)	S3N-PR-5-C11-NL (95B010172)	-
	1 Trimmer (Adj.) DARK	S3N-PR-2-C11-PD (95B010022)	S3N-PR-2-C11-ND (95B010182)	S3N-PR-5-C11-PD (95B010032)	S3N-PR-5-C11-ND (95B010192)	-
	2 Trimmers (Adj.+ L/D)	S3N-PR-2-C11-P (95B010632)	S3N-PR-2-C11-N (95B010622)	S3N-PR-5-C11-P (95B010652)	S3N-PR-5-C11-N (95B010642)	-
	Push Button	-	-	-	-	S3N-PR-5-C13-OZ (95B010800)
Red LED through beam emitter and receiver 0...20 m	1 Trimmer (Adj.) LIGHT	S3N-PR-2-FG01-PL (95B010122)	S3N-PR-2-FG01-NL (95B010282)	S3N-PR-5-FG01-PL (95B010132)	S3N-PR-5-FG01-NL (95B010292)	-
	1 Trimmer (Adj.) DARK	S3N-PR-2-FG01-PD (95B010142)	S3N-PR-2-FG01-ND (95B010302)	S3N-PR-5-FG01-PD (95B010152)	S3N-PR-5-FG01-ND (95B010312)	-
	2 Trimmers (Adj.+ L/D)	S3N-PR-2-FG01-P (95B010712)	S3N-PR-2-FG01-N (95B010702)	S3N-PR-5-FG01-P (95B010732)	S3N-PR-5-FG01-N (95B010722)	-
	Push Button	-	-	-	-	S3N-PR-5-FG03-OZ (95B010810)
Red LED Mechanic BGS 10...800mm (1)	1 Trimmer (Adj.) LIGHT	S3N-PR-2-M01-PL (95B010332)	S3N-PR-2-M01-NL (95B010322)	S3N-PR-5-M01-PL (95B010352)	S3N-PR-5-M01-NL (95B010342)	-
	1 Trimmer (Adj.) DARK	-	-	S3N-PR-5-M01-PD (95B010562)	-	-
	2 Trimmers (Adj.+ L/D)	S3N-PR-2-M01-P (95B010752)	S3N-PR-2-M01-N (95B010742)	S3N-PR-5-M01-P (95B010772)	S3N-PR-5-M01-N (95B010762)	-
Red LED bkgd.suppression electronic 25...180 mm (1)	Push Button	-	-	-	-	S3N-PR-5-M03-OZ (95B010820)
Red LED retro reflective polarized for transparent 0.05...2m on R7	1 Trimmer (Adj.) LIGHT	S3N-PR-2-T51-PL (95B010422)	S3N-PR-2-T51-NL (95B010432)	S3N-PR-5-T51-PL (95B010402)	S3N-PR-5-T51-NL (95B010412)	-
	1 Trimmer (Adj.) DARK	S3N-PR-2-T51-PD (95B010382)	S3N-PR-2-T51-ND (95B010392)	S3N-PR-5-T51-PD (95B010362)	S3N-PR-5-T51-ND (95B010372)	-
	2 Trimmers (Adj.+ L/D)	S3N-PR-2-T51-P (95B01083)	S3N-PR-2-T51-N (95B010840)	S3N-PR-5-T51-P (95B010850)	S3N-PR-5-T51-N (95B010860)	-
	Push Button	-	-	-	-	S3N-PR-5-T53-OZ (95B010870)
LED RGB Contrast Sensor 12mm; 4x1 mm spot (Preliminary)	Push Button	-	-	-	-	S3N-PR-5-W03-OZ (95B010026)

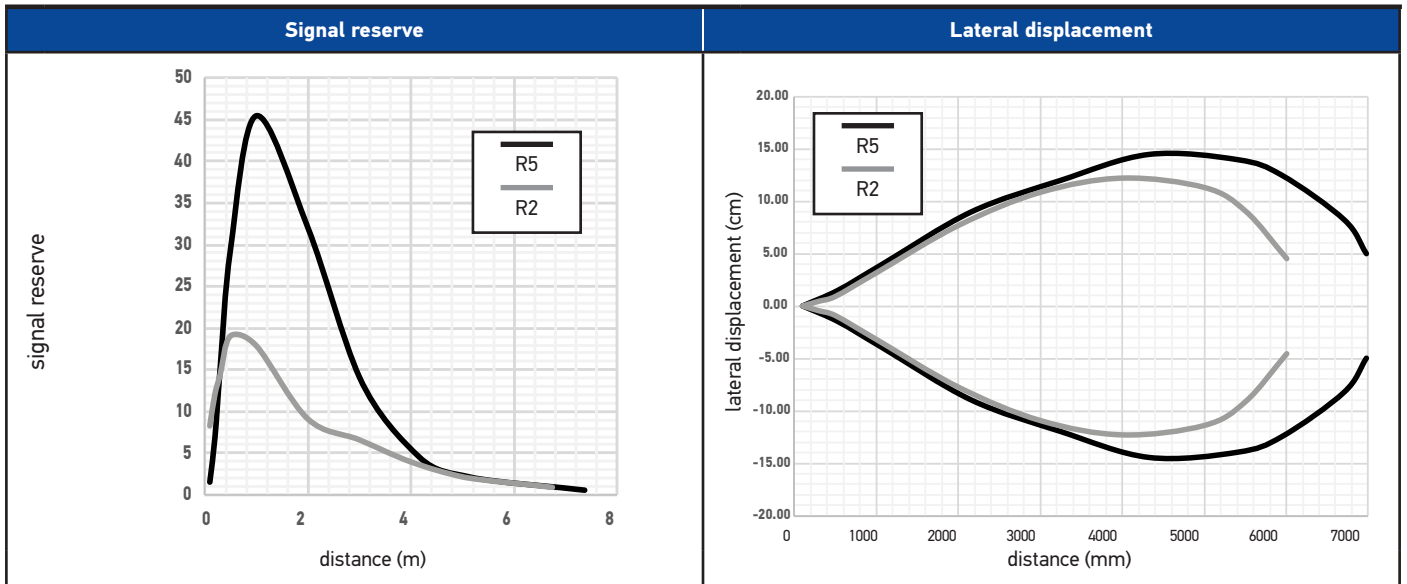
AVAILABLE MODELS

Distance	Adjustment	2 m 3 wires cable Ø 3.5 mm		M8 4pin		IO-Link + Conf. out
		PNP	NPN	PNP	NPN	
Red Laser Retro Reflex Polarized 0.05...12 m on R7	2 Trimmers (Adj.+ L/D)	S3N-PH-2-B01-P (95B010442)	S3N-PH-2-B01-N (95B010452)	S3N-PH-5-B01-P (95B010462)	S3N-PH-5-B01-N (95B010472)	-
	Push Button	-	-	-	-	S3N-PH-5-B03-OZ (95B010880)
Mechanic Red Laser BGS 10...500 mm (1)	2 Trimmers (Adj.+ L/D)	S3N-PH-2-M01-P (95B010482)	S3N-PH-2-M01-N (95B010492)	S3N-PH-5-M01-P (95B010502)	S3N-PH-5-M01-N (95B010512)	-
	Push Button	-	-	-	-	S3N-PH-5-M03-OZ (95B010900)
Red Laser Through beam emitter and receiver 0...30 m	2 Trimmers (Adj.+ L/D)	S3N-PH-2-FG01-P (95B010522)	S3N-PH-2-FG01-N (95B010532)	S3N-PH-5-FG01-P (95B010542)	S3N-PH-5-FG01-N (95B010552)	-
	Push Button	-	-	-	-	S3N-PH-5-FG03-OZ (95B010890)

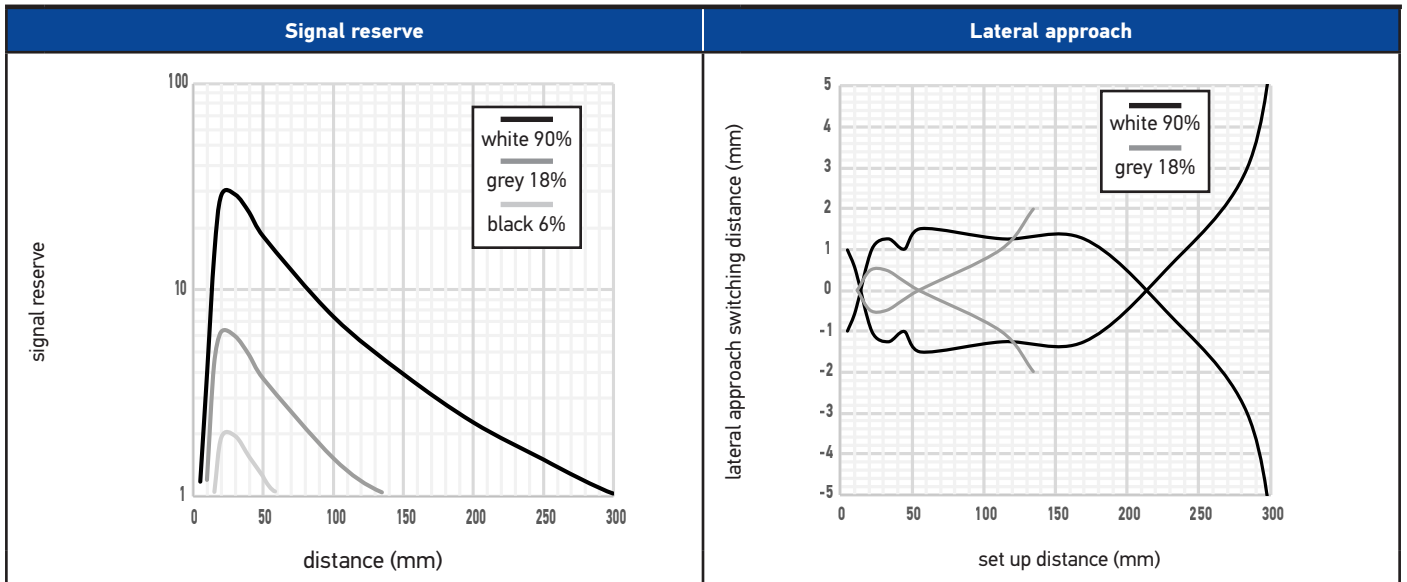
⁽¹⁾ on white object with 90% remission

RESPONSE DIAGRAMS (LED EMISSION)

S3N - PR - * - B** - **

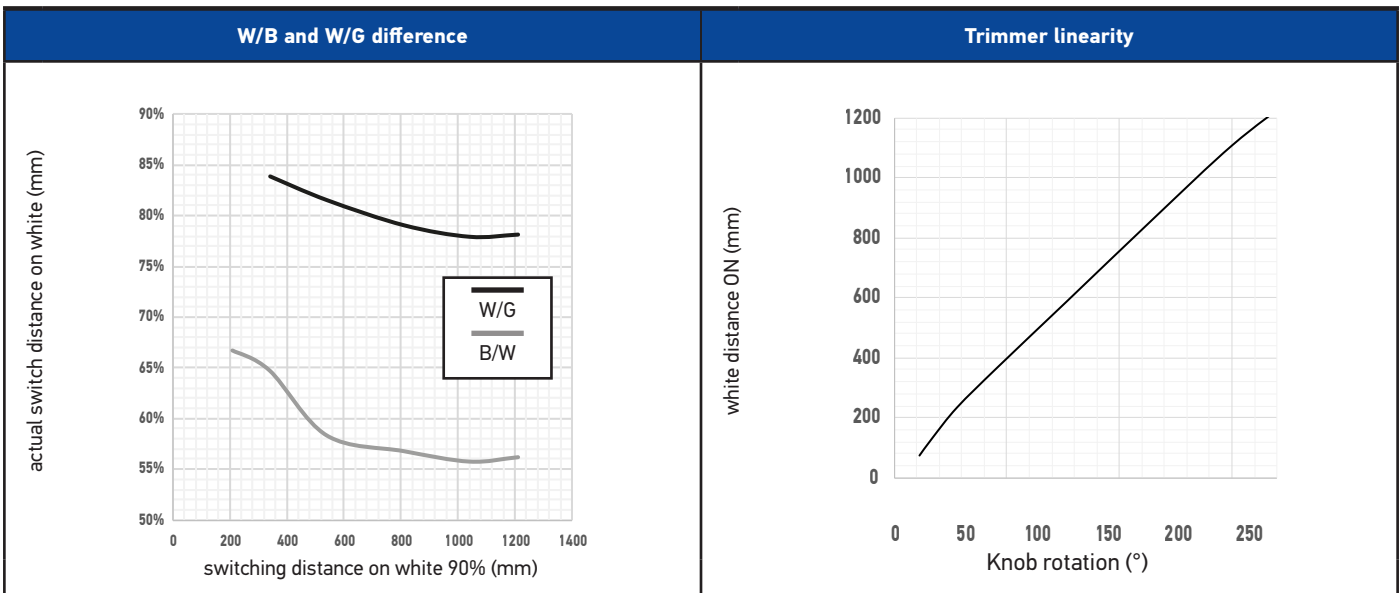
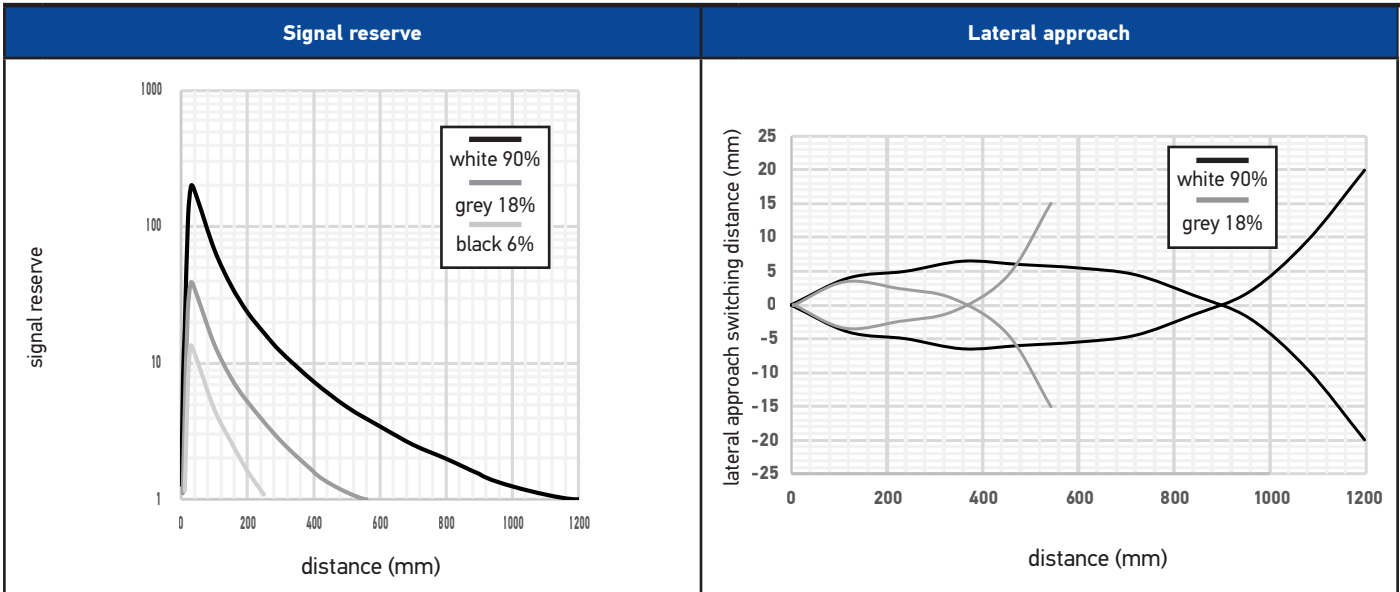


S3N - PR - * - C0* - **

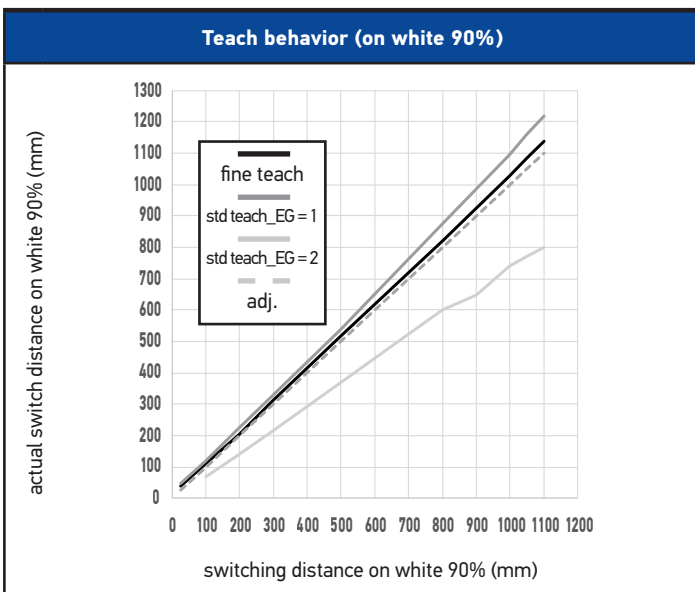


RESPONSE DIAGRAMS (LED EMISSION)

S3N - PR - * - C1* - **

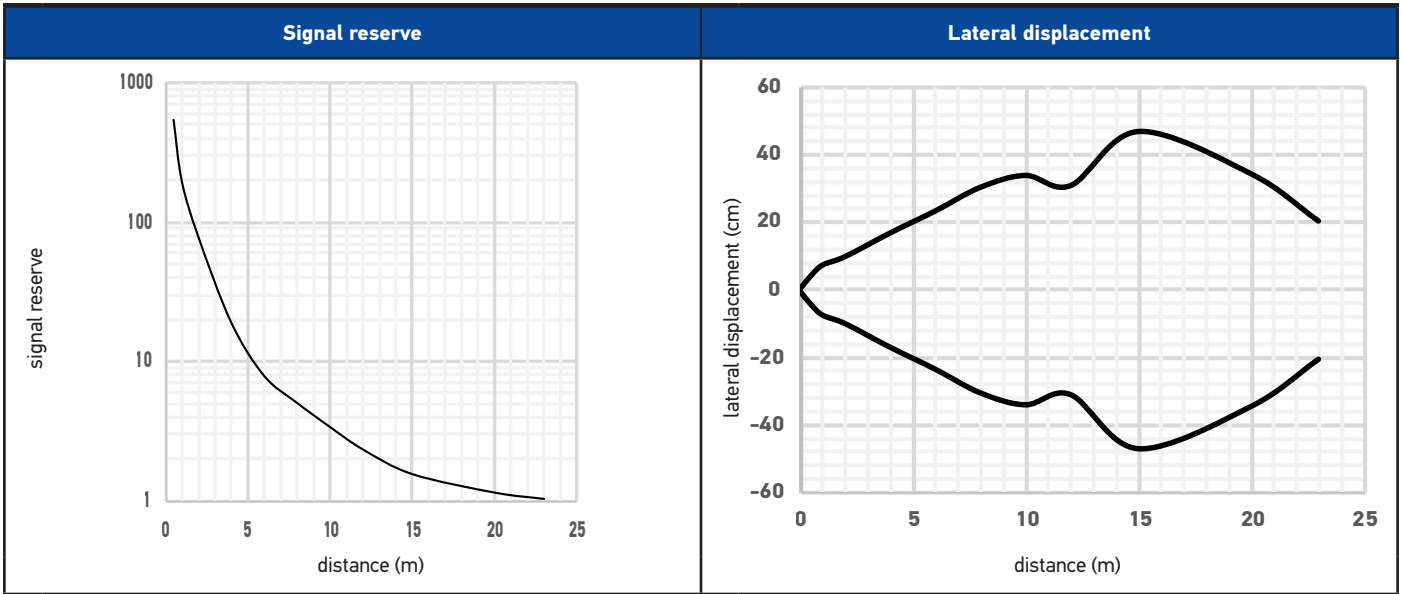


S3N - PR - * - C13 - **

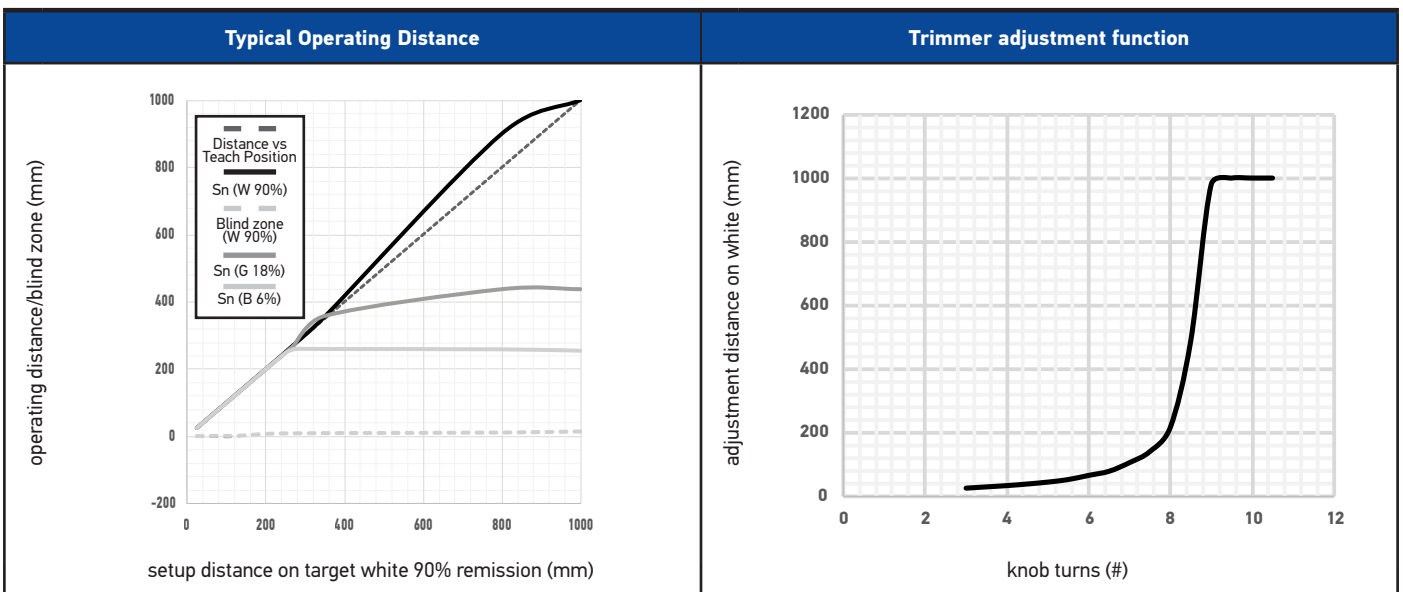
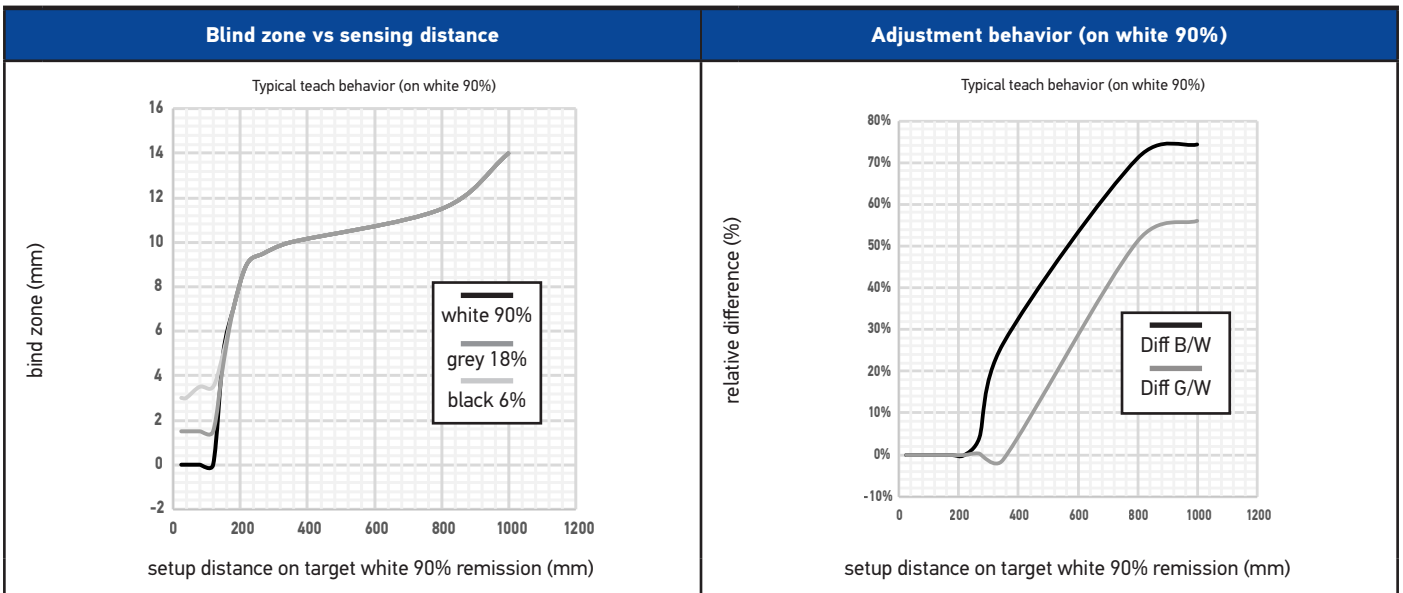


RESPONSE DIAGRAMS (LED EMISSION)

S3N - PR - * - FG - ****

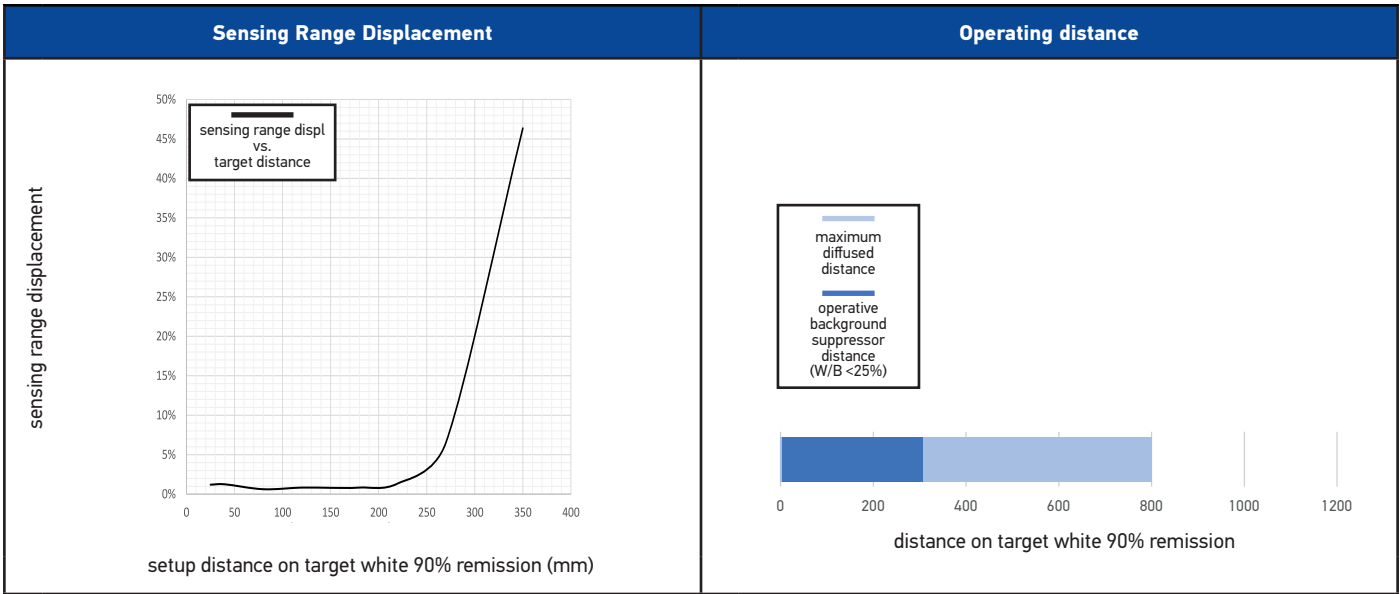


S3N - PR - * - M01 - **

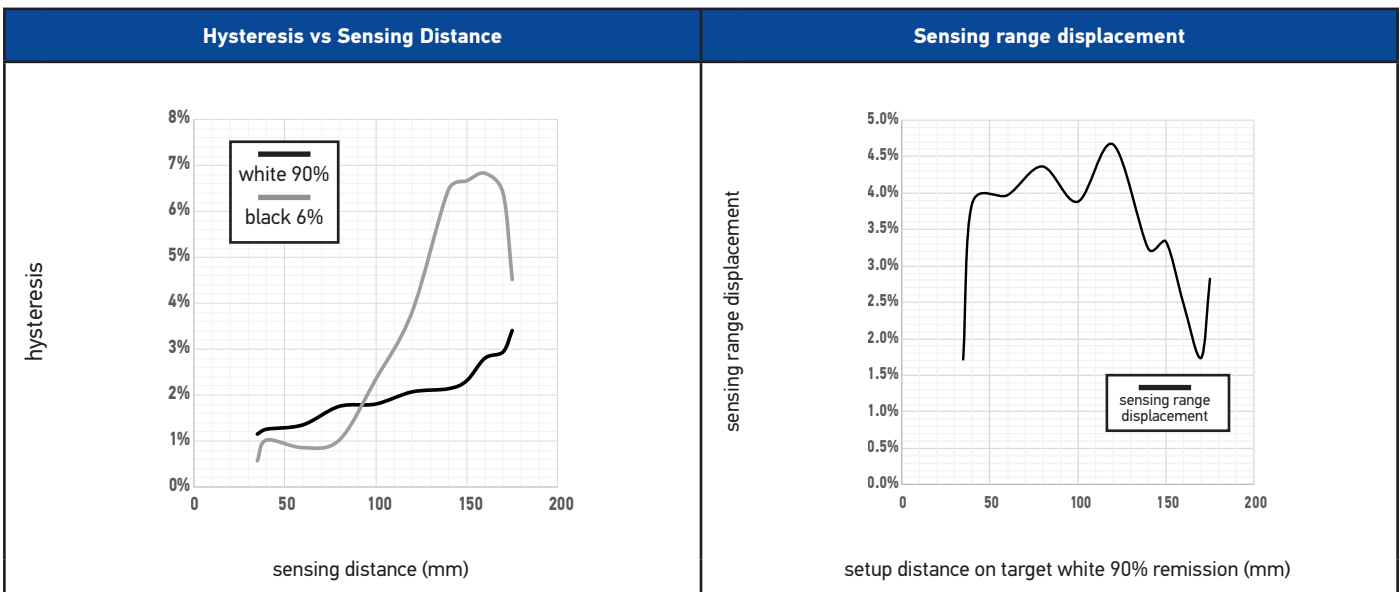
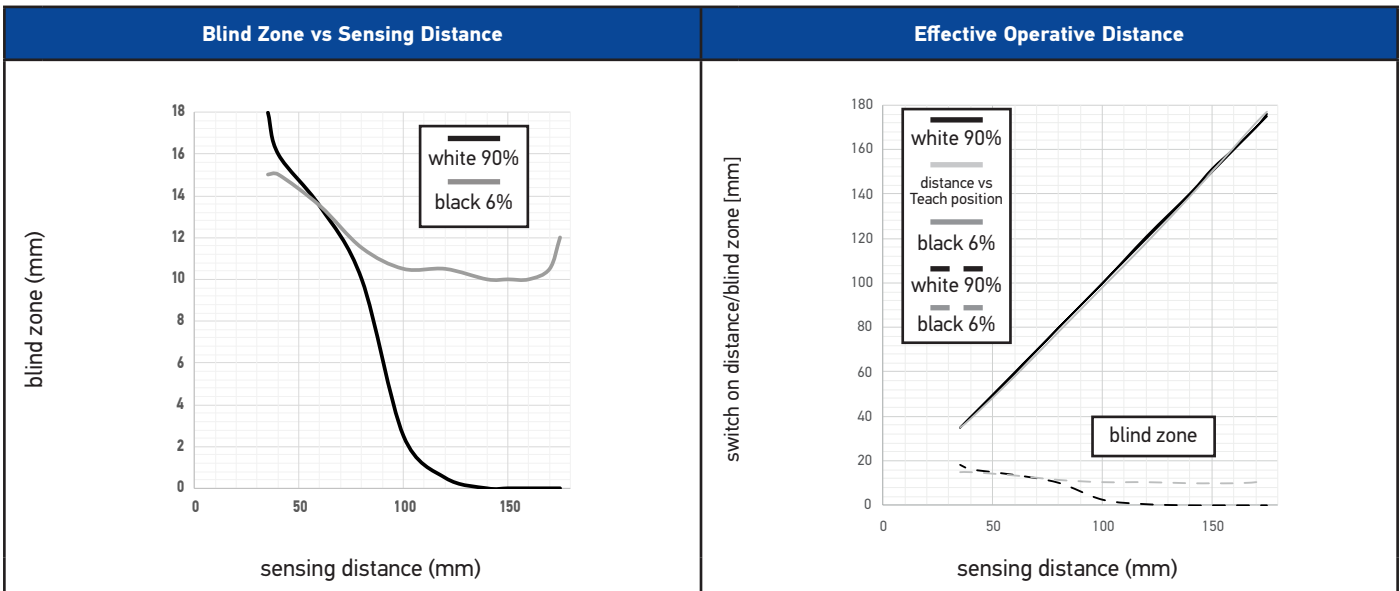


RESPONSE DIAGRAMS (LED EMISSION)

S3N - PR - * - M01 - **

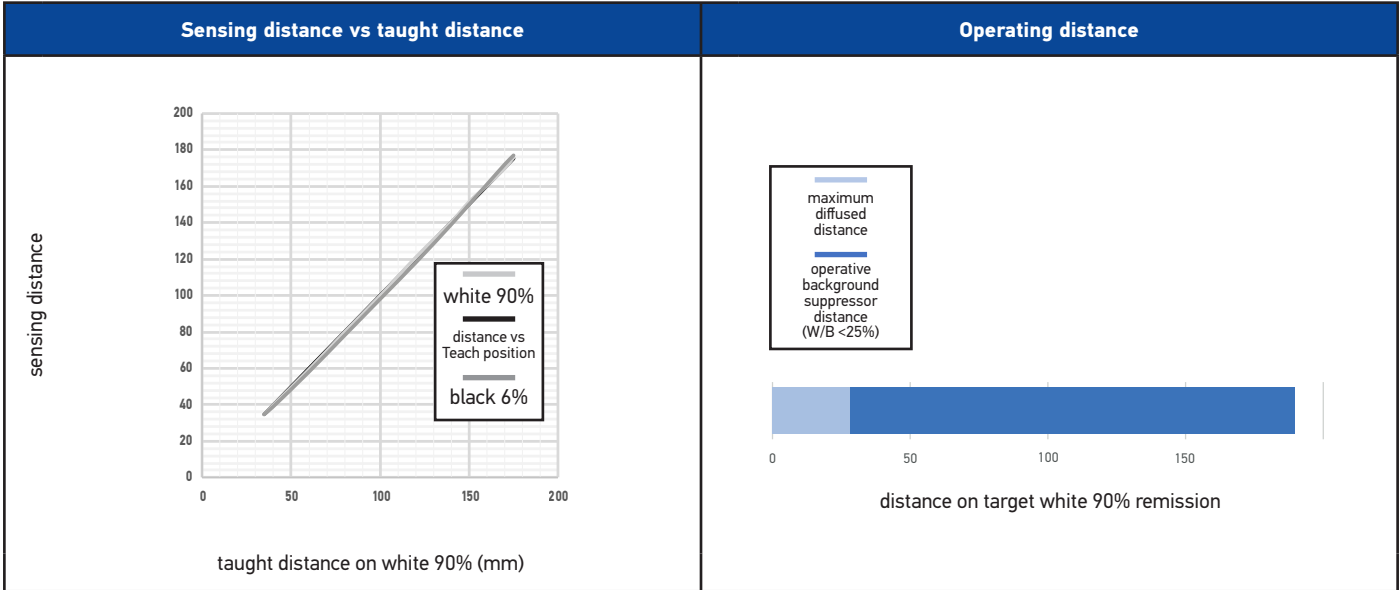


S3N - PR - 5 - M03-OZ



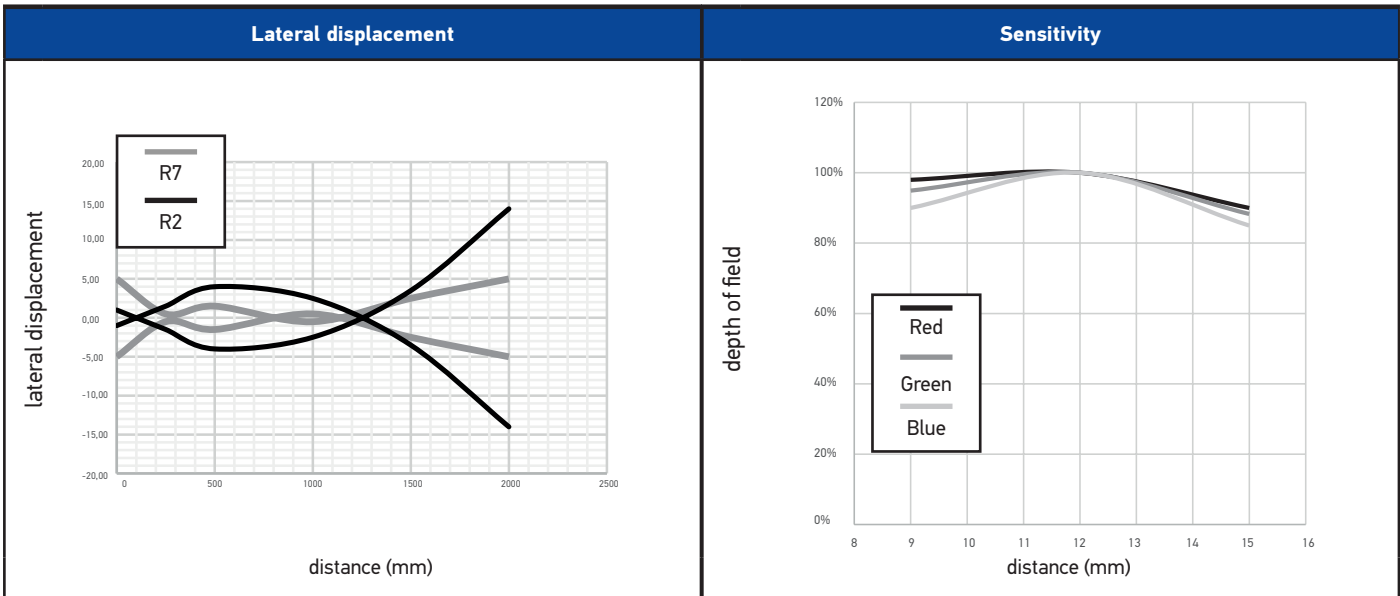
RESPONSE DIAGRAMS (LED EMISSION)

S3N - PR - 5 - M03-OZ



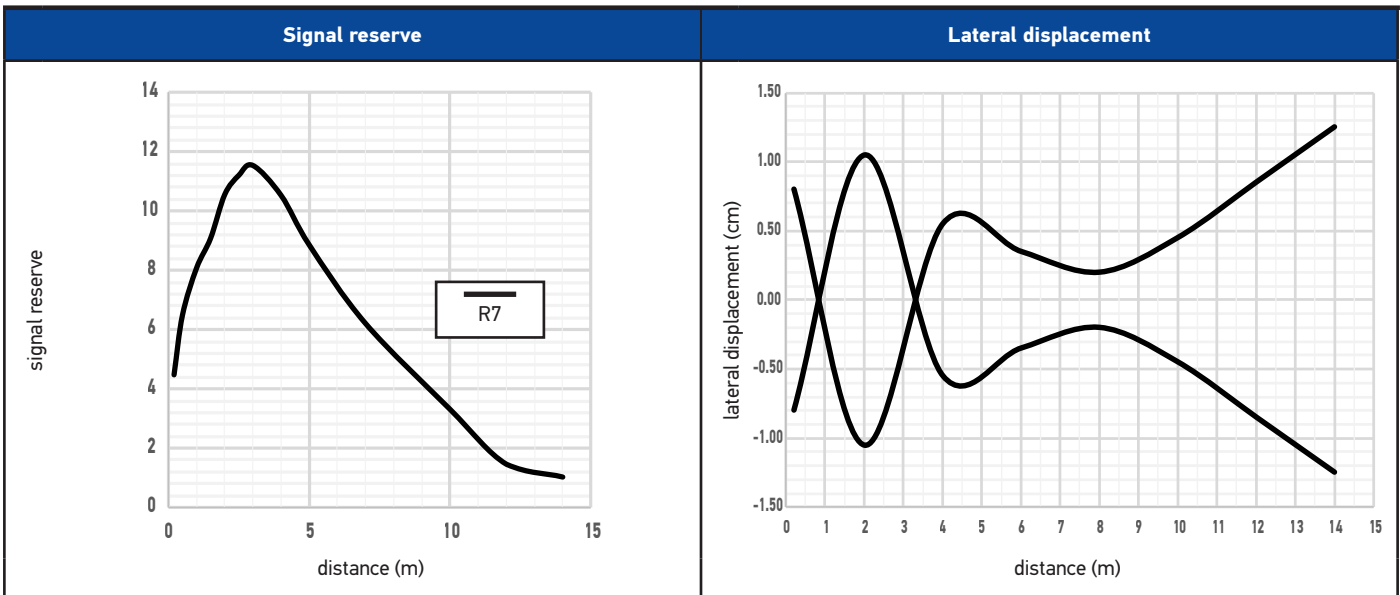
S3N - PR - * - T5* - **

S3N - PR - 5 - W03 - OZ

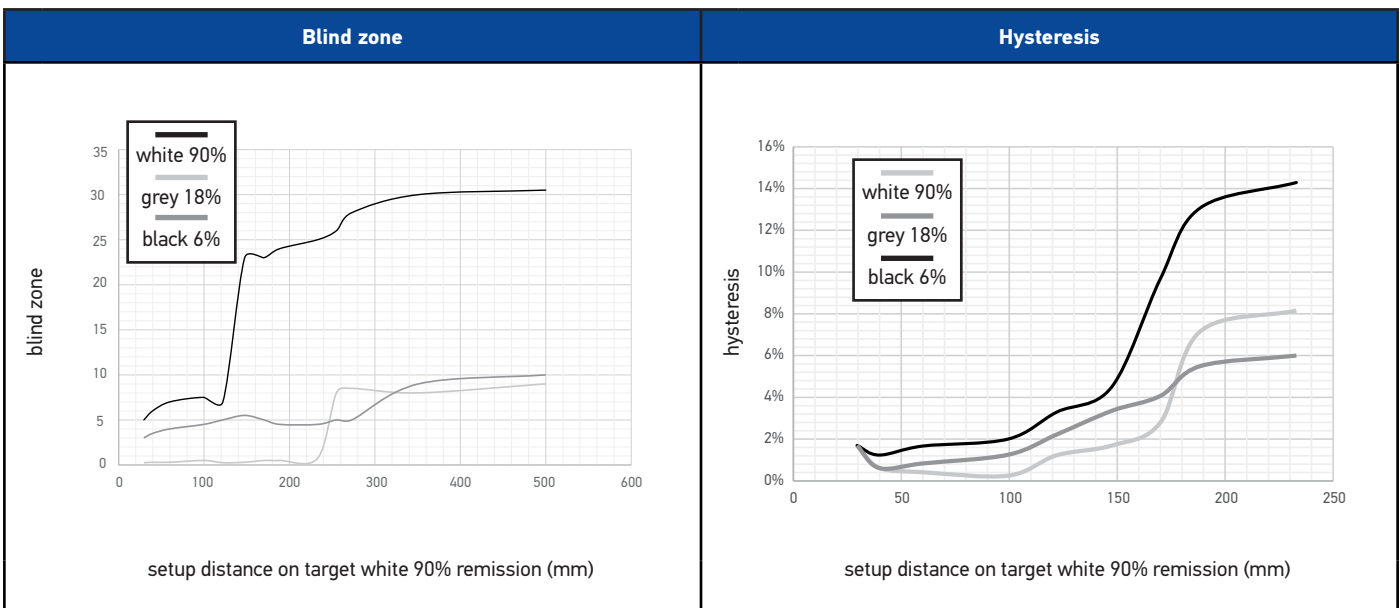


RESPONSE DIAGRAMS (LASER EMISSION)

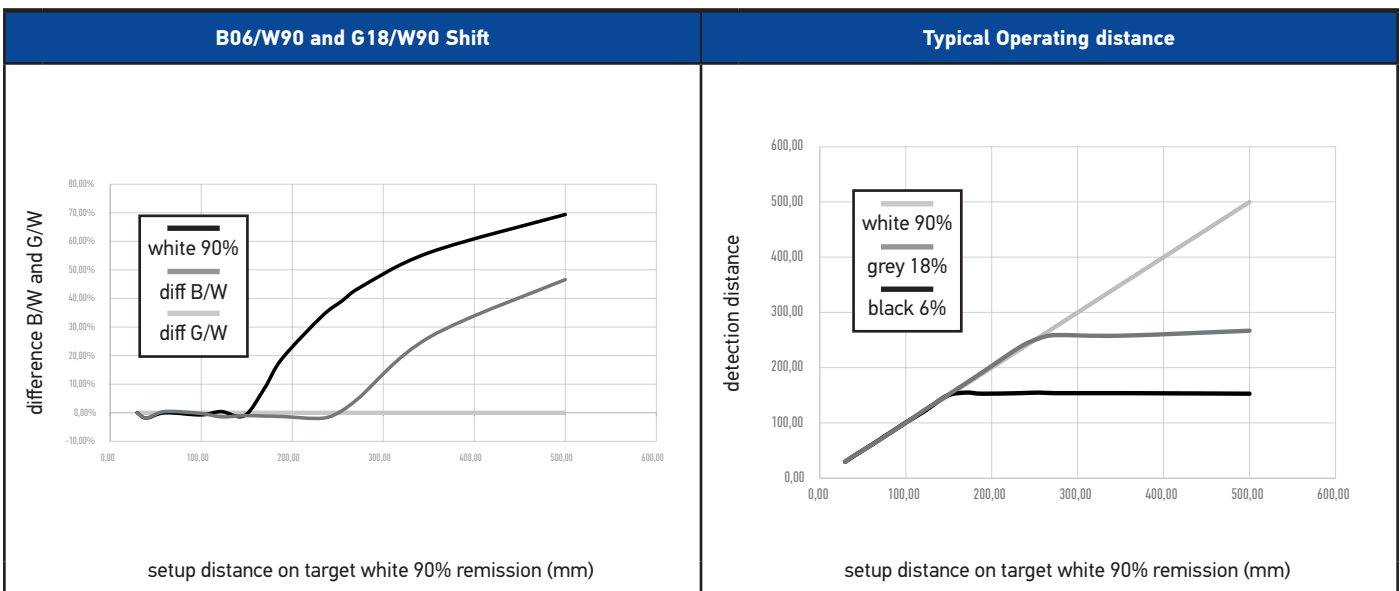
S3N - PH - * - B - ****



S3N - PH - * - M01 - **

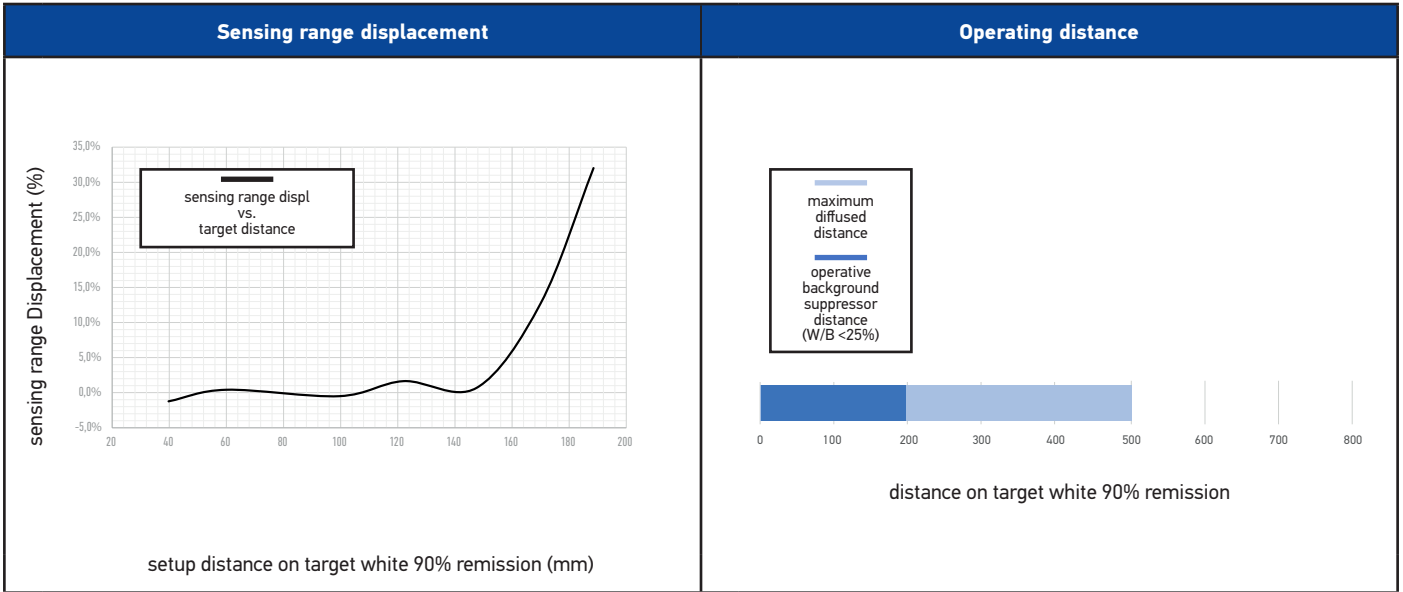


S3N - PH - * - M01 - **

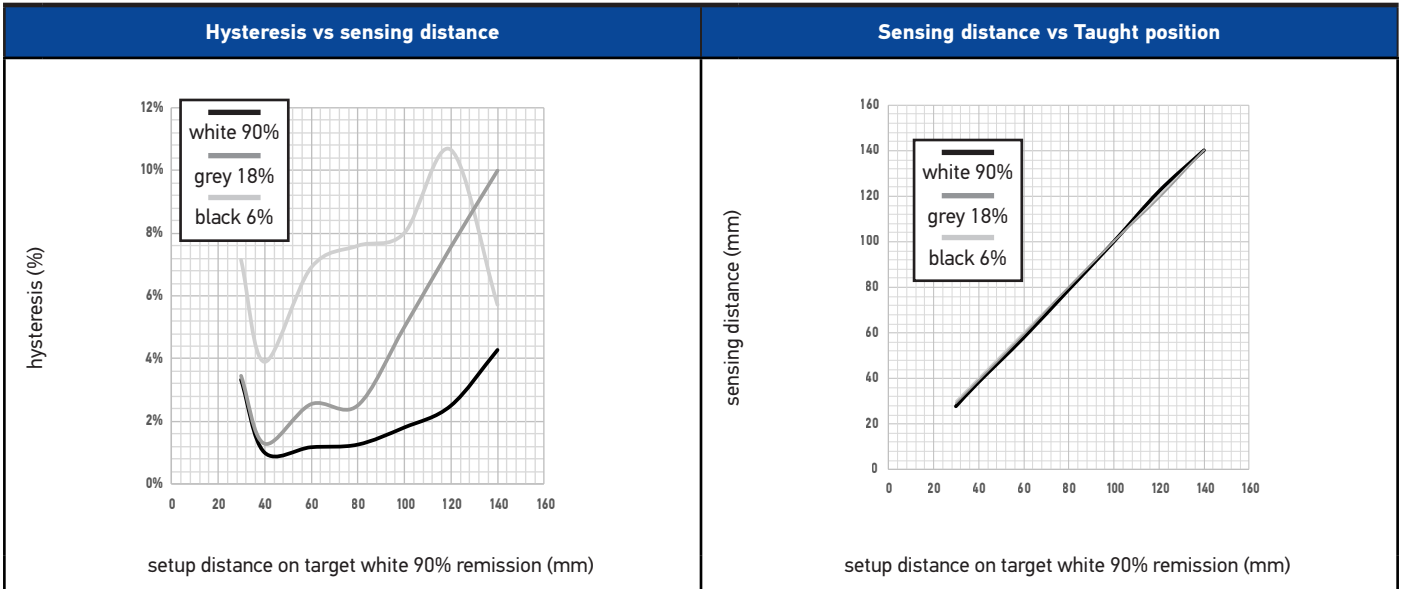


RESPONSE DIAGRAMS (LASER EMISSION)

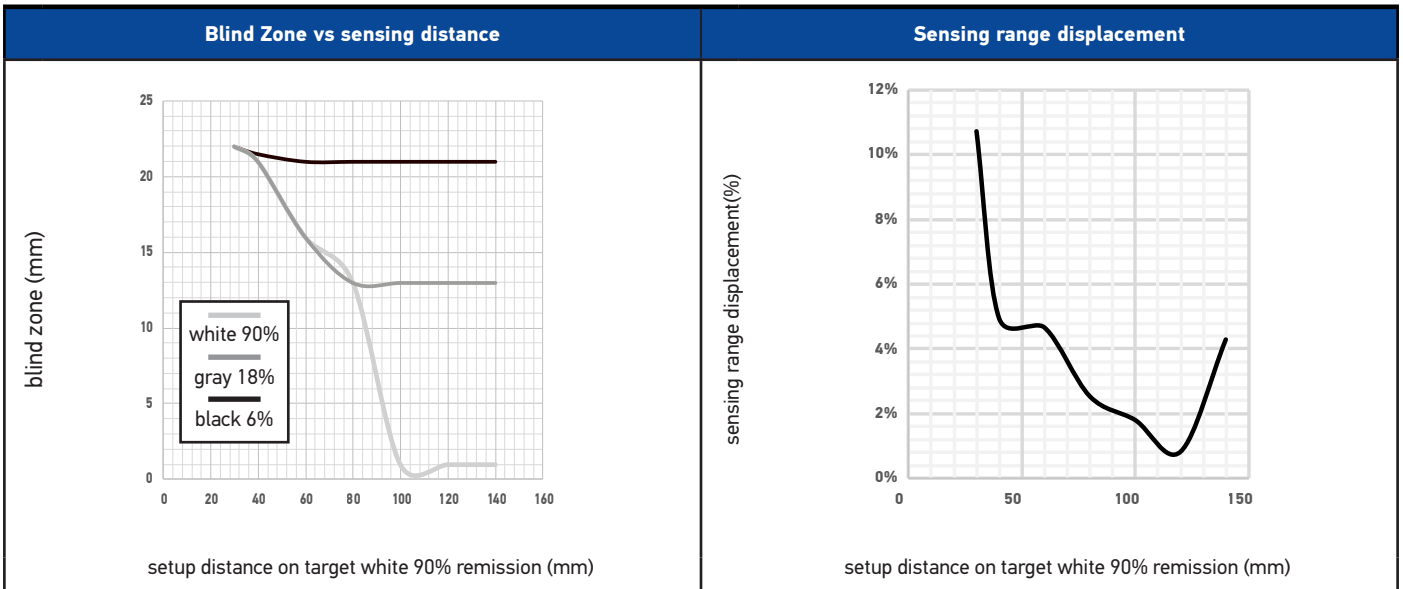
S3N - PH - * - M01 - **



S3N - PH - * - M03 - **

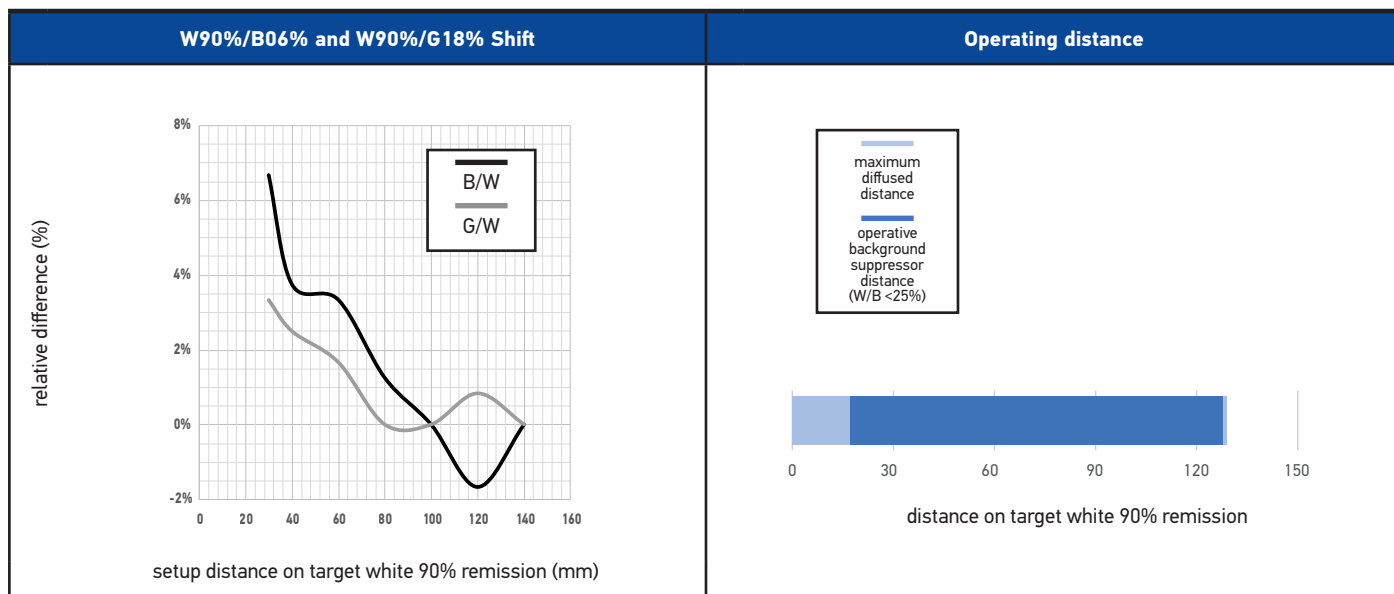


S3N - PH - * - M03 - **

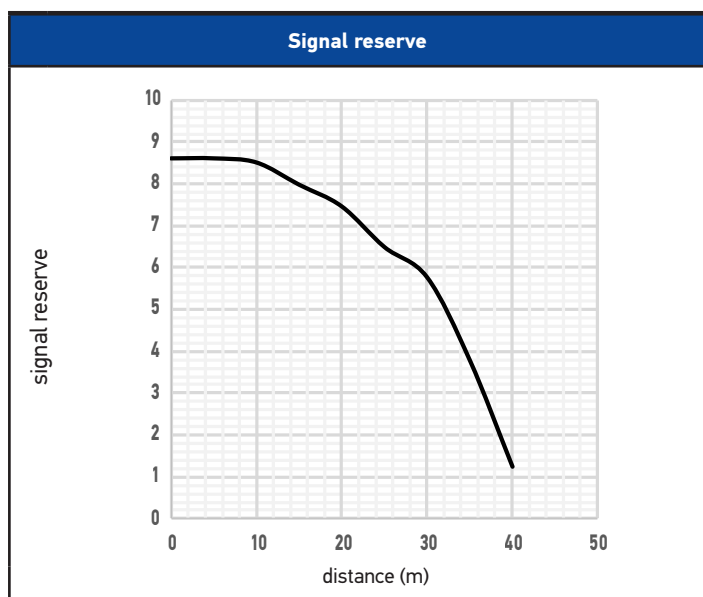


RESPONSE DIAGRAMS (LASER EMISSION)

S3N - PH - * - M03 - **

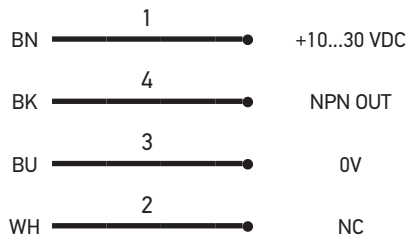
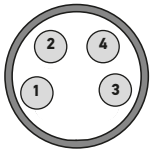


S3N - PH - * - FG - ****

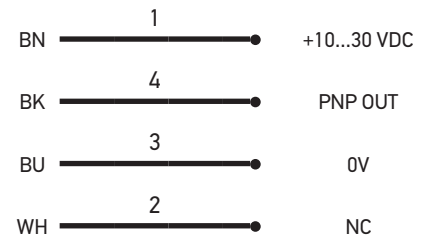
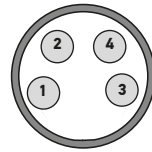


CONNECTION DIAGRAMS

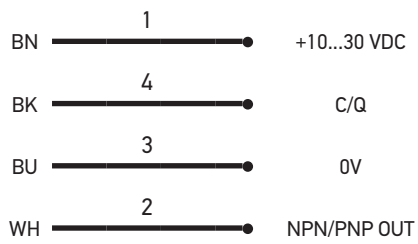
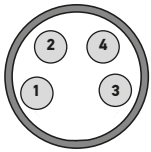
S3N-P*-*-*N*



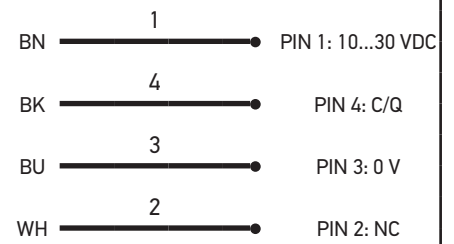
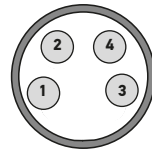
S3N-P*-*-*P*



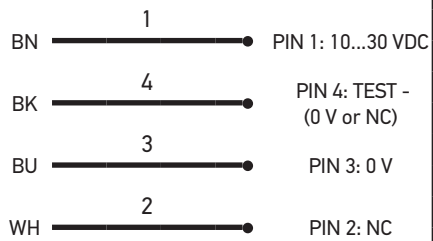
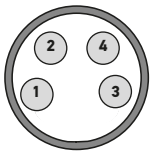
S3N-P*-5-*03-OZ



S3N-P*-*-*G03-OZ



S3N-P*-*-*G-****



DIMENSIONS

S3N-PR-*-*-**

(mm)

User interface specifications		
Dual trimmer Models		
Green LED: M01: Power ON Others: Stability Sensitivity adjust M01: 9 turns Others: 1 turn		Yellow LED: Output status L/D selection
Single trimmer Models		
Yellow LED: Output status		Green LED: M01: Power ON Others: Stability Sensitivity adjust M01: 9 turns Others: 1 turn
G01 model		
		Green LED: Power ON
version	A	B
S3N-PR-*-B0**	8.25	7.2
S3N-PR-5-T51** (Coaxial optics)	0	17.2
S3N-PR-*-C0**	6.3	7.2
S3N-PR-*-C1**	7	7.2
S3N-PR-*-M03**	7.2	10.2
S3N-PR-*-M01**	10.65	7.2
S3N-PR-*-FG0** (EMITTER)	-	13.6
S3N-PR-*-FG0** (RECEIVER)	7	7.2

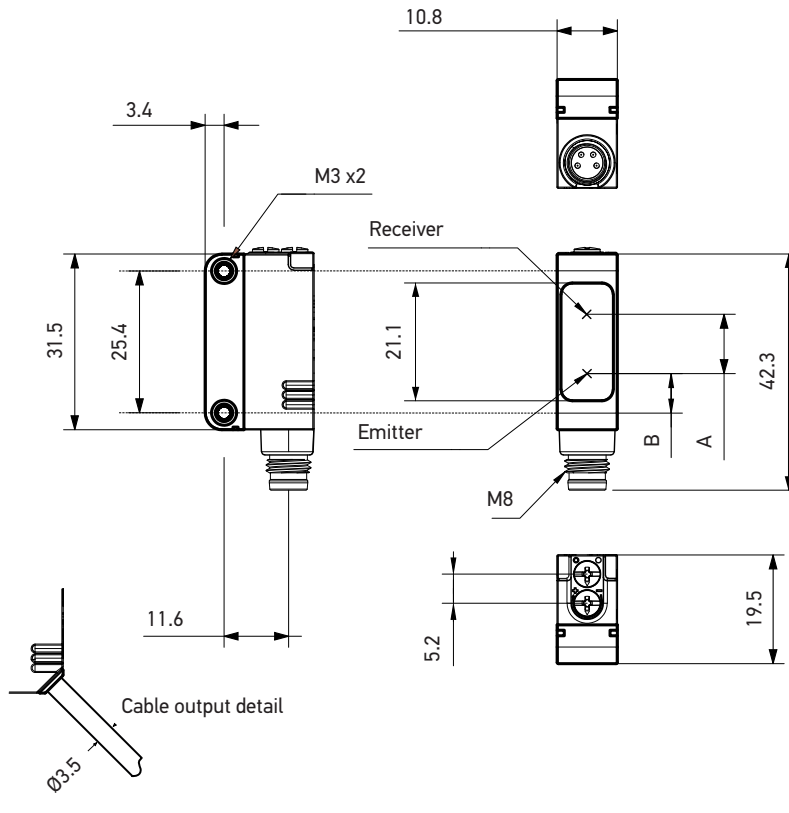
S3N-P*-5-**-OZ**

(mm)

User interface specifications		
IO-Link models		
Green LED: Power ONU_I interactions Teach Button		Yellow LED: Output status *U_I interactions Blue LED: IO-Link activity
G03		
		Green LED: Power ON Blue LED: IO-Link activity
version	A	B
S3N-PR-5-B03-OZ	8.25	7.2
S3N-PH-5-B03-OZ	6.2	7.2
S3N-PR-5-T53-OZ (Coaxial optics)	0	17.2
S3N-PR-5-C03-OZ	6.3	7.2
S3N-PR-5-C13-OZ	7	7.2
S3N-PR-5-M03-OZ	10.2	7.2
S3N-PH-5-M03-OZ	10.2	7.2
S3N-PR-5-FG03-OZ (EMITTER)	-	13.6
S3N-PH-5-FG03-OZ (EMITTER)	-	13.8
S3N-PX-5-FG03-OZ (RECEIVER)	7	7.2
S3N-PR-5-W03-OZ	7.2	7.5

DIMENSIONS

S3N-PH-*-*-*-**

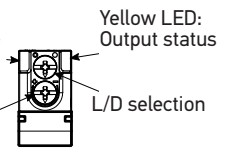


(mm)

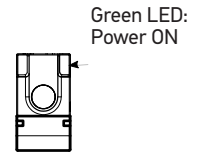
User interface specifications

Dual trimmer Models

Green LED:
M01: Power ON
Others: Stability
Sensitivity adjust
M01: 9 turns
Others: 1 turn



G01 model



version	A	B
S3N-PH-*-*B01-**-**	6.2	7.2
S3N-PH-*-*M01-**-**	10.7	7.2
S3N-PH-*-*FG01-**-** (EMITTER)	-	13.8
S3N-PH-*-*FG01-**-** (RECEIVER)	14.2	-

ACCESSORIES

BRACKETS

MODEL	DESCRIPTION	ORDER NR.
ST-5039	L-shaped mounting bracket	95ACC2270
ST-5040	protection bracket with vertical mounting (only for cable versions)	95ACC2280
ST-5046	protection bracket with horizontal mounting	95ACC2370
S3Z-SLIT1	Ø 0,5 mm slit for through beam	95ACC2470
S3Z-SLIT2	Ø 1 mm slit for through beam	95ACC2480
S3Z-SLIT3	Ø 2 mm slit for through beam	95ACC2490
S3Z-SLIT4	0,5x18 mm slit for through beam	95ACC2500
S3Z-SLIT5	1x18 mm slit for through beam	95ACC2510
S3Z-SLIT6	2x18 mm slit for through beam	95ACC2520
ST-S3Z-M18	S3Z FIX BRK M18 THREADED NOSE	95ACC7850

REFLECTORS

MODEL	DESCRIPTION	ORDER NR.
R7 Reflector	R7 REFLECTOR RRX LASER 51X61MM M505-12	95A151360
R4 Reflector	R4-PLASTIC REFLECTOR -51X61MM	95A151340
ST-5046	protection bracket with horizontal mounting	95ACC2370

CABLES

MODEL	DESCRIPTION	ORDER NR.				
Axial M8 Connector	4-pole, grey, P.V.C.	3 m	CS-B1-02-G-03	95A251420		
		5 m	CS-B1-02-G-05	95A251430		
		7 m	CS-B1-02-G-07	95A251440		
		10 m	CS-B1-02-G-10	95A251480		
	4-pole, P.U.R.	2 m	CS-B1-02-R-02	95A251620		
		5 m	CS-B1-02-R-05	95A251640		
		Radial M8 Connector	4-pole, grey, P.V.C.	3 m	CS-B2-02-G-03	95A251450
				5 m	CS-B2-02-G-05	95A251460
7 m	CS-B2-02-G-07			95A251470		
10 m	CS-B2-02-G-10			95A251530		
Axial M12 F/M8 M Connector	4-pole, double headed	2 m	CS-B2-02-R-02	95A251630		
		5 m	CS-B2-02-R-05	95A251650		
Axial M12 F/M8 M Connector	4-pole, double headed	3 m	CS-H1-02-B-03	95ACC0008		